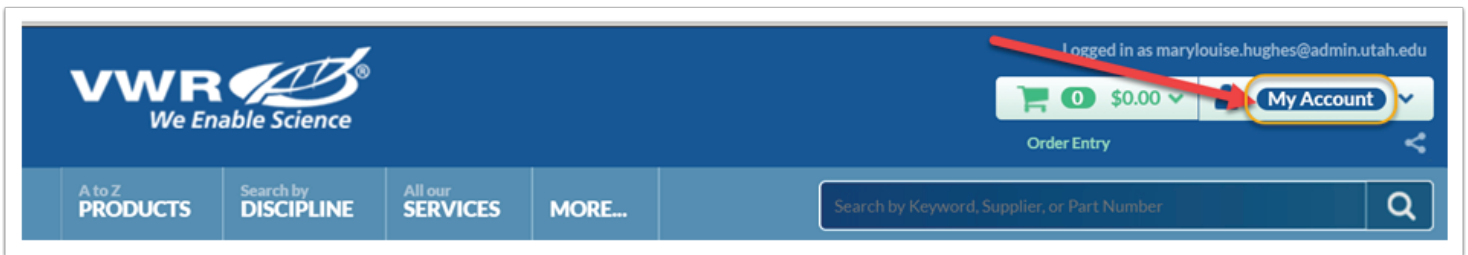


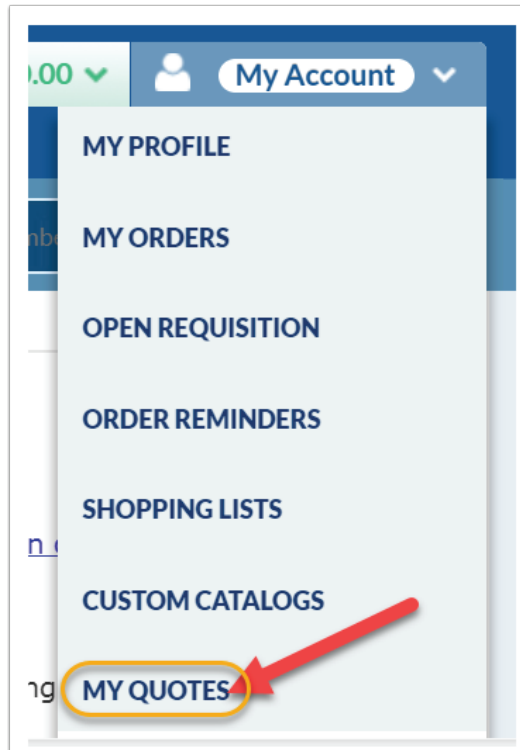
1. Click on the VWR Punch-out tile.



2. Open the My Account dropdown menu found on the right end of the upper toolbar.



3. Select My Quotes.



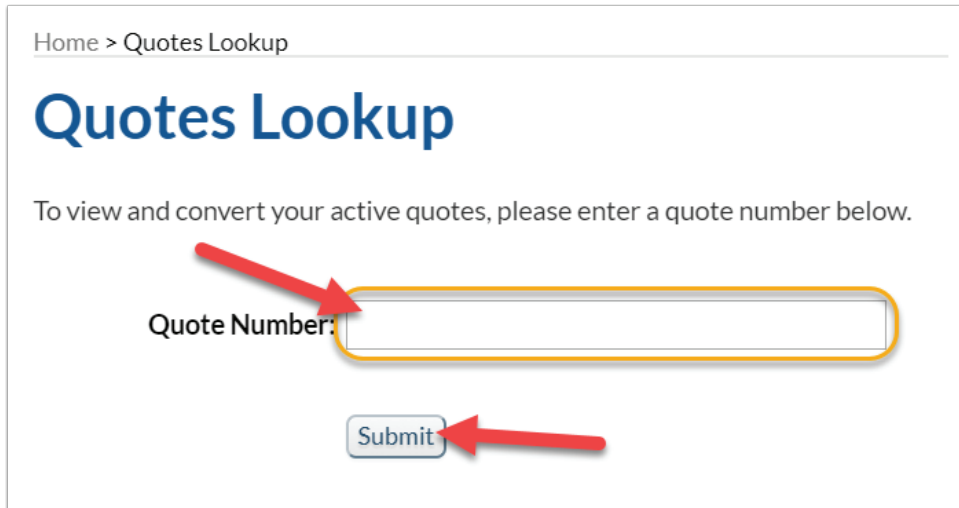
4. Provide your quote number and follow prompts.

Home > Quotes Lookup

Quotes Lookup

To view and convert your active quotes, please enter a quote number below.

Quote Number:

A screenshot of a web form titled "Quotes Lookup". At the top left, there is a breadcrumb trail "Home > Quotes Lookup". Below it is the main heading "Quotes Lookup" in a large blue font. Underneath the heading is a short instruction: "To view and convert your active quotes, please enter a quote number below." The form consists of a text input field labeled "Quote Number:" and a "Submit" button below it. Two red arrows are overlaid on the image: one points to the input field, and the other points to the "Submit" button.