



March 25, 2010

RE: A-133 Audit Report for the Fiscal Year Ended June 30, 2009

To Whom It May Concern:

Enclosed please find our portion of the OMB Circular A-133 Audit Report for the fiscal year ended June 30, 2009. You may access a full copy of the audit report and the university's annual financial report at the following web addresses:

- OMB A-133 Federal Audit Report 2009: http://www.sao.utah.gov/_finAudit/rpts/2009/09-48.pdf
- Annual Financial Report 2009: http://www.sao.utah.gov/_finAudit/rpts/2009/09UofU-fs.pdf

There were no audit findings for individual awards/subawards.

If you have any further questions, please feel free to contact me at (801) 581-5635.

Sincerely,

Deb Larson
Manager
Management Accounting & Analysis



STATE OF UTAH


SINGLE AUDIT REPORT

FISCAL YEAR ENDED JUNE 30, 2009

Report No. 09-48

*Keeping Utah
Financially Strong*

AUSTON G. JOHNSON, CPA
UTAH STATE AUDITOR



Auston G. Johnson, CPA
UTAH STATE AUDITOR

STATE OF UTAH
Office of the State Auditor

UTAH STATE CAPITOL COMPLEX
EAST OFFICE BUILDING, SUITE E310
P.O. BOX 142310
SALT LAKE CITY, UTAH 84114-2310
(801) 538-1025
FAX (801) 538-1383

DEPUTY STATE AUDITOR:
Joe Christensen, CPA

FINANCIAL AUDIT DIRECTORS:
H. Dean Eborn, CPA
Deborah A. Empey, CPA
Stan Godfrey, CPA
Jon T. Johnson, CPA

February 17, 2010

The Members of the Legislature of the State of Utah

The Honorable Gary R. Herbert, Governor, State of Utah

National External Audit Review Center, U.S. Department of Health and Human Services

We are pleased to submit the *Single Audit Report* of federal financial assistance for the State of Utah for the year ended June 30, 2009. The audit was conducted in accordance with the requirements of the U.S. Office of Management and Budget Circular A-133, *Audits of States, Local Governments, and Non-Profit Organizations*.

This report contains the following:

- Our reports on compliance and on internal control, at the financial statement level and at the major federal program level.
- The Schedule of Expenditures of Federal Awards.
- The schedule of findings and questioned costs, together with management's corrective action plan.
- The summary schedule of prior audit findings.

The State of Utah's *Comprehensive Annual Financial Report* for the year ended June 30, 2009 and our report thereon, dated November 23, 2009, have been issued under separate cover.

We express our appreciation to the program and accounting personnel in the State agencies and institutions and the State Division of Finance who continue to do an excellent job of administering and accounting for federal financial assistance.

Sincerely,



Auston G. Johnson, CPA
Utah State Auditor

TABLE OF CONTENTS

Part II. Findings - Financial Statements Audit (continued)

	<u>Federal Program</u>	<u>State Agency</u>	<u>Type</u>	<u>Page</u>
U.S. DEPARTMENT OF LABOR:				
09-05. Internal Control Weaknesses and Noncompliance (see 09-50)	Workforce Invest.	Workforce Services	B	110
GENERAL FINDINGS:				
09-06. Inadequate Internal Controls Over Financial Reporting	N/A	Admin. Services	A,B	111
09-07. Inadequate Internal Controls Over Expenditure Cutoff (See 09-57)	various	Office of Education	A,B	112
* 09-08. Inadequate Controls Over Year-End Cut off Procedures	N/A	University of Utah	B	112

Part III. Findings and Questioned Costs – Major Federal Program Audit

TYPE OF FINDING AND RELATED AUDITOR'S REPORT:

Report on Compliance and on Internal Control Over Compliance – Single Audit

- E. Material weakness in internal control – major program level.
- F. Significant deficiency of internal control – major program level.
- G. Material or possible material instance of noncompliance – major program level.
- H. Other finding or questioned cost required to be reported under section __.510(a) of OMB Circular A-133.

	<u>Federal Program</u>	<u>State Agency</u>	<u>Type</u>	<u>Page</u>
U.S. DEPARTMENT OF AGRICULTURE:				
09-09. Internal Control Weaknesses and Noncompliance with Period of Availability Requirements	Nat'l Animal ID, Animal FAD EMS, Avian Infl-Comm	Agriculture & Food	E,F,G,H	115
09-10. Internal Control Weaknesses and Noncompliance with Reporting Requirements	Nat'l Animal ID, Animal FAD EMS, Avian Infl-Comm	Agriculture & Food	E,F,G,H	116
09-11. Internal Control Weaknesses and Noncompliance Related to Costs Benefiting More Than One Program	Nat'l Animal ID	Agriculture & Food	F,H	119
09-12. Internal Control Weaknesses and Noncompliance with Matching Requirements	Nat'l Animal ID	Agriculture & Food	F,H	120
09-13. Improper Cost Treatment of Terminal Leave Costs	Various USDA	Agriculture & Food	F,H	121
DEPARTMENT OF DEFENSE:				
09-14. Inadequate Control Over Purchasing Policy	Military Op & Maint.	Utah National Guard	F	122

TABLE OF CONTENTS

Part III. Findings and Questioned Costs – Major Federal Program Audit (continued)

	<u>Federal Program</u>	<u>State Agency</u>	<u>Type</u>	<u>Page</u>
U.S. DEPARTMENT OF HEALTH AND HUMAN SERVICES:				
09-36. Internal Control Weaknesses, Noncompliance, and Inadequate Documentation	CHIP	Health, Workforce Services	E,F,G,H	156
09-37. Incorrect Eligibility Determination and Inadequate Documentation of Eligibility	Medicaid	Health, Human Svcs, Workforce Services	E,F,H	164
09-38. Third Party Liability Information Not Adequately Obtained or Updated	Medicaid	Health, Workforce Services	F,H	168
09-39. Inadequate Monitoring of Indian Health Service Claims	Medicaid	Health	F,H	170
09-40. Noncompliance with Treasury-State Agreement	Medicaid	Health	F,H	173
09-41. Inadequate Supporting Documentation Related to Financial Reporting Requirements	Aging Cluster	Human Services	F,H	174
09-42. Inaccurate Interim and Final Financial Status Reports (SF-269)	Substance Abuse	Human Services	H	175
09-43. Internal Control Weaknesses and Noncompliance	TANF	Workforce Services	E,F,G,H	176
09-44. Inaccurate Reporting of Participation Hours	TANF	Workforce Services	E,F,G,H	183
09-45. Internal Control Weaknesses and Noncompliance	Child Care	Workforce Services	E,F,G,H	184
U.S. DEPARTMENT OF HOUSING AND URBAN DEVELOPMENT:				
09-46. Weakness in Monitoring for Compliance with the Davis-Bacon Act	HOME Inv. Part.	Comm.& Culture	F,H	188
09-47. Weakness in Subrecipient Monitoring	HOME Inv. Part.	Comm.& Culture	F,H	189
09-48. Lack of Internal Control to Ensure Contractors Are Not on the Federal Excluded Parties List	HOME Inv. Part.	Comm.& Culture	F,H	190
09-49. Inadequate Internal Control Over Section 3 Report	HOME Inv. Part.	Comm.& Culture	F,H	191
U.S. DEPARTMENT OF LABOR:				
09-50. Internal Control Weaknesses and Noncompliance	Workforce Invest.	Workforce Services	E,F,G,H	193
09-51. Improper Drawdowns of WIA Funds	Workforce Invest.	Workforce Services	F	197
NATIONAL INSTITUTES OF HEALTH:				
* 09-52. Inadequate Controls Over Compliance with Grant and Contract Key Personnel Requirements	various, R&D Cluster	University of Utah	F,H	199
DEPT. OF TRANSPORTATION:				
09-53. Errors Related to Use of ARRA Funding	Hwy Plng&Const	Transportation	F,H	201
09-54. Untimely Weekly Certified Payrolls	Hwy Plng&Const	Transportation	F,H	203
09-55. Lack of Compliance with Davis-Bacon and Quality Assurance Requirements	Hwy Plng&Const	Transportation	F,H	205



Auston G. Johnson, CPA
UTAH STATE AUDITOR

STATE OF UTAH
Office of the State Auditor

UTAH STATE CAPITOL COMPLEX
EAST OFFICE BUILDING, SUITE E310
P.O. BOX 142310
SALT LAKE CITY, UTAH 84114-2310
(801) 538-1025
FAX (801) 538-1383

DEPUTY STATE AUDITOR:
Joe Christensen, CPA

FINANCIAL AUDIT DIRECTORS:
H. Dean Eborn, CPA
Deborah A. Empey, CPA
Stan Godfrey, CPA
Jon T. Johnson, CPA

**INDEPENDENT STATE AUDITOR'S REPORT ON INTERNAL CONTROL OVER
FINANCIAL REPORTING AND ON COMPLIANCE AND OTHER MATTERS
BASED ON AN AUDIT OF FINANCIAL STATEMENTS
PERFORMED IN ACCORDANCE WITH *GOVERNMENT AUDITING STANDARDS***

To the Members of the Legislature
of the State of Utah and
The Honorable Gary R. Herbert
Governor, State of Utah

We have audited the financial statements of the governmental activities, the business-type activities, the aggregate discretely presented component units, each major fund, and the aggregate remaining fund information of the State of Utah as of and for the year ended June 30, 2009, which collectively comprise the State's basic financial statements, and have issued our report thereon dated November 23, 2009. Our report was modified to include a reference to other auditors. We conducted our audit in accordance with auditing standards generally accepted in the United States of America and the standards applicable to financial audits contained in *Government Auditing Standards*, issued by the Comptroller General of the United States. Other auditors audited the financial statements of the Utah Housing Corporation, the Utah Public Employees Health Program, the University of Utah's Hospital & Clinics and component units, the Utah State University Research Foundation, certain other college and university foundations, the Dairy Commission, and the Utah State Retirement Systems, as described in our report on Utah's financial statements. This report includes our consideration of the results of the other auditors' testing of internal control over financial reporting and compliance and other matters that are reported on separately by those other auditors. However, this report, insofar as it relates to the results of the other auditors, is based solely on the reports of the other auditors.

Internal Control Over Financial Reporting

In planning and performing our audit, we considered the State of Utah's internal control over financial reporting as a basis for designing our auditing procedures for the purpose of expressing our opinion on the basic financial statements, but not for the purpose of expressing an opinion on the effectiveness of the State of Utah's internal control over financial reporting. Accordingly, we do not express an opinion on the effectiveness of the State of Utah's internal control over financial reporting.

Our consideration of the internal control over financial reporting was for the limited purpose described in the preceding paragraph and would not necessarily identify all deficiencies in internal control over financial reporting that might be significant deficiencies or material weaknesses. However, as discussed below, we identified certain deficiencies in internal control over financial reporting that we consider to be significant deficiencies.

A control deficiency exists when the design or operation of a control does not allow management or employees, in the normal course of performing their assigned functions, to prevent or detect misstatements on a timely basis. A significant deficiency is a control deficiency, or combination of control deficiencies, that adversely affects the State's ability to initiate, authorize, record, process, or report financial data reliably in accordance with generally accepted accounting principles such that there is more than a remote likelihood that a misstatement of the basic financial statements that is more than inconsequential will not be prevented or detected by the State's internal control. We consider the deficiencies described in the accompanying "Schedule of Findings and Questioned Costs" as items No. 09-01 through 09-08 to be significant deficiencies in internal control over financial reporting.

A material weakness is a significant deficiency, or combination of significant deficiencies, that results in more than a remote likelihood that a material misstatement of the basic financial statements will not be prevented or detected by the State's internal control.

Our consideration of the internal control over financial reporting was for the limited purpose described in the first paragraph of this section and would not necessarily identify all deficiencies in the internal control that might be significant deficiencies and, accordingly, would not necessarily disclose all significant deficiencies that are also considered to be material weaknesses. However, of the significant deficiencies described above, we consider items No. 09-06, and 09-07 to be material weaknesses.

Compliance and Other Matters

As part of obtaining reasonable assurance about whether the State of Utah's basic financial statements are free of material misstatement, we performed tests of its compliance with certain provisions of laws, regulations, contracts and grants agreements, noncompliance with which could have a direct and material effect on the determination of financial statement amounts. However, providing an opinion on compliance with those provisions was not an objective of our audit and, accordingly, we do not express such an opinion. The results of our tests disclosed an instance of noncompliance or other matter that is required to be reported under *Government Auditing Standards* and which is described in the accompanying "Schedule of Findings and Questioned Costs" as item No. 09-01.

We also noted certain immaterial instances of noncompliance and other matters involving the internal control over financial reporting that we have reported to management of the applicable State agencies and institutions in separate letters.

The State's responses to the findings identified in our audit are described in the accompanying "Schedule of Findings and Questioned Costs." We did not audit the responses, and accordingly, we express no opinion on them.

This report is intended solely for the information and use of management of Utah State agencies and institutions, members of the Utah State Legislature, and federal awarding agencies and pass-through entities and is not intended to be and should not be used by anyone other than these specified parties. However, this report is a public document and its distribution is not limited.

A handwritten signature in black ink, appearing to read "Auston G. Johnson". The signature is fluid and cursive, with the first name "Auston" being more prominent.

Auston G. Johnson, CPA
Utah State Auditor
November 23, 2009



Auston G. Johnson, CPA
UTAH STATE AUDITOR

STATE OF UTAH
Office of the State Auditor

UTAH STATE CAPITOL COMPLEX
EAST OFFICE BUILDING, SUITE E310
P.O. BOX 142310
SALT LAKE CITY, UTAH 84114-2310
(801) 538-1025
FAX (801) 538-1383

DEPUTY STATE AUDITOR:
Joe Christensen, CPA

FINANCIAL AUDIT DIRECTORS:
H. Dean Eborn, CPA
Deborah A. Empey, CPA
Stan Godfrey, CPA
Jon T. Johnson, CPA

INDEPENDENT STATE AUDITOR'S REPORT IN ACCORDANCE WITH OMB CIRCULAR A-133 ON

- **COMPLIANCE WITH REQUIREMENTS APPLICABLE TO EACH MAJOR PROGRAM**
- **INTERNAL CONTROL OVER COMPLIANCE**
- **SUPPLEMENTARY SCHEDULE OF EXPENDITURES OF FEDERAL AWARDS**

To the Members of the Legislature
of the State of Utah and
The Honorable Gary R. Herbert
Governor, State of Utah

Compliance

We have audited the compliance of the State of Utah with the types of compliance requirements described in the *U. S. Office of Management and Budget (OMB) Circular A-133 Compliance Supplement* that are applicable to each of its major federal programs for the year ended June 30, 2009. The State of Utah's major federal programs are identified in the "Summary of Auditor's Results" section of the accompanying "Schedule of Findings and Questioned Costs." Compliance with the requirements of laws, regulations, contracts and grants applicable to each of its major federal programs is the responsibility of the State of Utah's management. Our responsibility is to express an opinion on the State of Utah's compliance based on our audit. As stated in our report on the basic financial statements, we did not audit the financial statements of certain funds and component units nor did we audit compliance with 4.36% of the State Fiscal Stabilization Funds cluster and 17.7% of the Research and Development cluster programs which comprise 1.37% of the State's total federal expenditures. Those financial statements as well as compliance for that portion of those programs were audited by other auditors whose reports, including reports on compliance with requirements applicable to the State Fiscal Stabilization Funds cluster and Research and Development cluster programs and internal control over compliance, have been furnished to us. Our report on the basic financial statements and this report, insofar as it relates to the amounts included for those programs, agencies, funds, and component units and their compliance and internal control over compliance, is based solely on the reports of the other auditors.

We conducted our audit of compliance in accordance with auditing standards generally accepted in the United States of America; the standards applicable to financial audits contained in *Government Auditing Standards*, issued by the Comptroller General of the United States; and OMB Circular A-133, *Audits of States, Local Governments, and Non-Profit Organizations*. Those standards and OMB Circular A-133 require that we plan and perform the audit to obtain reasonable assurance about whether noncompliance with the types of compliance requirements referred to above that could have a direct and material effect on a major federal program occurred. An audit includes examining, on a test basis, evidence about the State of Utah's compliance with those requirements and performing such other procedures as we considered necessary in the circumstances. We believe that our audit and the

reports of other auditors provide a reasonable basis for our opinion. Our audit does not provide a legal determination on the State of Utah's compliance with those requirements.

As described in items No. 09-09, 09-10, 09-16, 09-17, 09-36, 09-43, 09-44, 09-45 and 09-50 in the accompanying "Schedule of Findings and Questioned Costs," the State of Utah did not comply with the requirements regarding allowable activities, allowable costs/cost principles, and eligibility that are applicable to the Workforce Investment Act Cluster (17.258, 17.259, 17.260), Temporary Assistance for Needy Families (93.558), Child Care Cluster (93.575, 93.596), and Children's Health Insurance Program (93.767); the requirements regarding reporting and special tests and provisions that are applicable to the Temporary Assistance for Needy Families (17.558); the requirements regarding cash management and reporting that are applicable to the Grants for State Assessments program (84.369); or the requirements regarding allowable costs/cost principles, period of availability and reporting that are applicable to the Animal and Plant Diseases program (10.025). Compliance with such requirements is necessary, in our opinion, for the State of Utah to comply with requirements applicable to those programs.

In our opinion, because of the effects of the noncompliance described in the preceding paragraph, the State of Utah did not comply, in all material respects, with the requirements referred to above that are applicable to Animal and Plant Diseases (10.025), Workforce Investment Act Cluster (17.258, 17.259, 17.260), Grants for State Assessments (84.369), Temporary Assistance for Needy Families (93.558), Child Care Cluster (93.575, 93.596), and Children's Health Insurance Program (93.767). Also, in our opinion, based on our audit and the reports of other auditors, the State of Utah complied, in all material respects, with the requirements referred to above that are applicable to each of its other major federal programs for the year ended June 30, 2009.

The results of our auditing procedures also disclosed other instances of noncompliance with those requirements which are required to be reported in accordance with OMB Circular A-133 and which are identified in the accompanying "Table of Contents" on pages ii and iii of this report and described in the "Schedule of Findings and Questioned Costs" section of this report.

Internal Control Over Compliance

The management of the State of Utah is responsible for establishing and maintaining effective internal control over compliance with the requirements of laws, regulations, contracts and grants applicable to federal programs. In planning and performing our audit, we considered the State of Utah's internal control over compliance with the requirements that could have a direct and material effect on a major federal program in order to determine our auditing procedures for the purpose of expressing our opinion on compliance, but not for the purpose of expressing an opinion on the effectiveness of internal control over compliance. Accordingly, we do not express an opinion on the effectiveness of the State of Utah's internal control over compliance.

Our consideration of internal control over compliance was for the limited purpose described in the preceding paragraph and would not necessarily identify all deficiencies in the State's internal control that might be significant deficiencies or material weaknesses as defined below. However, as discussed below, we identified certain deficiencies in internal control over compliance that we consider to be significant deficiencies and other deficiencies that we consider to be material weaknesses.

A control deficiency in the State of Utah's internal control over compliance exists when the design or operation of a control does not allow management or employees, in the normal course of performing their assigned functions, to prevent or detect noncompliance with a type of compliance requirement of a federal program on a timely basis. A significant deficiency is a control deficiency, or combination of

control deficiencies, that adversely affects the State's ability to administer a federal program such that there is more than a remote likelihood that noncompliance with a type of compliance requirement of a federal program that is more than inconsequential will not be prevented or detected by the State's internal control. We consider the deficiencies in internal control over compliance described in the accompanying "Schedule of Findings and Questioned Costs" as items No. 09-09 through 09-41 and 09-43 through 09-59 to be significant deficiencies.

A material weakness is a significant deficiency, or combination of significant deficiencies, that results in more than a remote likelihood that a material noncompliance with a type of compliance requirement of a federal program will not be prevented or detected by the State's internal control. Of the significant deficiencies in internal control over compliance described in the accompanying "Schedule of Findings and Questioned Costs," we consider items No. 09-09, 09-10, 09-16, 09-17, 09-36, 09-37, 09-43, 09-44, 09-45, and 09-50 to be material weaknesses.


Schedule of Expenditures of Federal Awards

We have audited the financial statements of the governmental activities, the business-type activities, the aggregate discretely presented component units, each major fund, and the aggregate remaining fund information of the State of Utah as of and for the year ended June 30, 2009, and have issued our report thereon dated November 23, 2009. Our audit was performed for the purpose of forming our opinions on the financial statements that collectively comprise the State of Utah's basic financial statements. As stated above and in our report on the basic financial statements, we did not audit the financial statements of certain funds. Those financial statements were audited by other auditors and our report on the basic financial statements and this report, insofar as it relates to the amounts included for those programs, agencies, funds, and component units is based solely on the reports of the other auditors.

The accompanying "Schedule of Expenditures of Federal Awards" is presented for purposes of additional analysis as required by OMB Circular A-133 and is not a required part of the basic financial statements. Such information has been subjected to the auditing procedures applied by us and the other auditors in the audit of the basic financial statements and, in our opinion, based on our audit and the reports of other auditors, is fairly stated in all material respects, in relation to the basic financial statements taken as a whole.

The State's responses to the findings identified in our audit are described in the accompanying "Schedule of Findings and Questioned Costs." We did not audit the responses, and accordingly, we express no opinion on them.

This report is intended solely for the information and use of management of Utah State agencies and institutions, members of the Utah State Legislature, and federal awarding agencies and pass-through entities and is not intended to be and should not be used by anyone other than these specified parties. However, this report is a public document and its distribution is not limited.


Auston G. Johnson, CPA
Utah State Auditor

January 21, 2010 - As pertaining to Compliance and Internal Control Over Compliance
November 23, 2009 - As pertaining to the Schedule of Expenditures of Federal Awards

State of Utah
Schedule of Expenditures of Federal Awards by State Agency
For the Year Ended June 30, 2009

Grant Name	Federal Granting Agency	Federal Catalog#	Federal Award/Contract #	Expenditures	Pass- Through
(TRIO) Student Support Services	ED,PE	* 84.042	P042A050878	285,102	
(TRIO) Talent Search	ED,PE	* 84.044	P044A060385	287,842	
(TRIO) Upward Bound Program	ED,PE	* 84.047	P047A070318	283,459	
(SFA) Pell Grant Program	ED,SFAP	* 84.063	P063P082352	7,035,620	
(SFA) Academic Competitiveness Grant	ED,PE	* 84.375	P375A082352	31,575	
(SFA) National SMART Grant	ED,SFAP	* 84.376	P376S082352	451,766	
(HDST) Headstart Program	DHHS,ACF	93.600	VARIOUS	3,156,267	
Arsenic Contamination Removal	EPA,OOE	66.951	VARIOUS	12,107	
Inventory Rare Plants	DOI,NPS	N/A	1360-8761-NNS	18,481	
Wildlife Survey	DOI,BLM	N/A	VARIOUS	7,890	
Cedar Breaks Internship Coop	DOI,NPS	N/A	VARIOUS	19,659	
Veterans Reporting	VA	N/A	VARIOUS	1,320	
Mail Services – US Postal Service Contract	MISCELLANEOUS	N/A	072368-96-X-0364	4,000	
Repository	DOI,BLM	N/A	49-03-GP-353	11,145	
Subtotal – Southern Utah University				12,062,238	0

UTAH, UNIVERSITY OF

Research Grants

(R&D) Agricultural Research–Competitive	USDA,NIFA	* 10.206	VARIOUS	108,424	
(R&D) Marine Fungi	USDA,FAS	* 10.961	5831487040	9,026	
(R&D) Wildfire Modeling	DOC,NIST	* 11.609	60NANB7D8144	86,274	
(R&D) Basic and Applied Scientific Res.	DOD,DON,OCNF	* 12.300	VARIOUS	604,423	27,250
(R&D) Military Medical Research & Develop.	DOD,AMedicalC	* 12.420	VARIOUS	877,739	
(R&D) Basic Scientific Research	DOD,AMaterialC	* 12.431	VARIOUS	325,551	8,403
(R&D) Basic, Applied, and Advanced Res.	DOD,OSD	* 12.630	VARIOUS	262,366	134,790
(R&D) Air Force Defense Research Sci.	DOD,DAF,MC	* 12.800	VARIOUS	1,027,173	549,208
(R&D) Research and Technology Development	DOD,ARPA	* 12.910	H982300710017	18,853	
(R&D) Age of Dinosaurs	DOI,BLM	* 15.224	JSA071004	26,683	
(R&D) Earthquake Hazards Reduction Program	DOI,GS	* 15.807	VARIOUS	388	
(R&D) Hogup Bar Quadrangle	DOI,GS	* 15.807	08HQAG0070	5,166	
(R&D) Engineering Grants	NSF	* 47.041	VARIOUS	695,905	20,990
(R&D) Mathematical and Physical Sciences	NSF	* 47.049	VARIOUS	7,803,068	203,943
(R&D) Geosciences	NSF	* 47.050	VARIOUS	866,853	73,600
(R&D) Computer and Information Science and Engineering	NSF	* 47.070	VARIOUS	4,903,849	100,020
(R&D) Biological Sciences	NSF	* 47.074	VARIOUS	3,312,382	539,208
(R&D) Social, Behavioral, and Economic Sciences	NSF	* 47.075	VARIOUS	597,300	
(R&D) CCLI - Digital Outcrop Models	NSF	* 47.076	DUE0736053	53,912	
(R&D) Polar Programs	NSF	* 47.078	VARIOUS	163,090	
(R&D) US-Brazil 3D Model	NSF	* 47.079	OISE0405402	5,049	
(R&D) SDCI HPC	NSF	* 47.080	OCI0721659	206,553	
ARRA-(R&D) Implications Host-Pathogen Co	NSF,ARRA	* 47.082	DEB0918969	132	
ARRA-(R&D) Veritas Gamma Ray Astronomy	NSF,ARRA	* 47.082	PHY0856411	18,152	
ARRA-(R&D) Gerton Career 2008	NSF,ARRA	* 47.082	DBI0845193	26,377	
(R&D) Science To Achieve Results (STAR)	EPA,ORD	* 66.509	VARIOUS	126,519	
(R&D) Transport And Deposition Of Me	EPA,Water	* 66.510	X3833619010	73,267	
(R&D) Science Financial Assistance Prgm.	Dept. of Energy	* 81.049	VARIOUS	600,146	
(R&D) Renewable Energy Research & Develop.	Dept. of Energy	* 81.087	VARIOUS	207,408	
(R&D) Miller - Micro Gas Sensors	Dept. of Energy	* 81.089	DEFC2605NT42440	130,313	
(R&D) Structural Health In N-Reactor	Dept. of Energy	* 81.121	DEFG0707ID14848	19,641	
(R&D)(SFA) College Work-Study Program	ED,SFAP	* 84.033	P033A084217	212,809	
(R&D) Innovations in Applied Public Health	DHHS,CDC	* 93.061	VARIOUS	1,850,444	728,347
(R&D) PC Ind Study	DHHS,FDA	* 93.103	1R01FD003553-01	101,383	65,665
(R&D) Dexamethasone	DHHS,HRSA	* 93.110	5R40MC04298-02-00	-	(3,674)
(R&D) Biological Response to Environmental Health Hazards	DHHS,NIH	* 93.113	VARIOUS	705,357	
(R&D) Oral Diseases and Disorders Research	DHHS,NIH	* 93.121	VARIOUS	391,635	11,304

* Major Programs, see Note 2.A.

The accompanying notes are an integral part of the Schedule of Expenditures of Federal Awards

State of Utah
Schedule of Expenditures of Federal Awards by State Agency
For the Year Ended June 30, 2009

Grant Name	Federal Granting Agency	Federal Catalog#	Federal Award/Contract #	Expenditures	Pass- Through
(R&D) Human Genome Research	DHHS,NIH	* 93.172	VARIOUS	1,025,730	171,368
(R&D) Research Related to Deafness and Communication Disorders	DHHS,NIH	* 93.173	VARIOUS	2,739,118	296,916
(R&D) Complementary & Alternative Medicine	DHHS,NIH	* 93.213	VARIOUS	664,384	3,784
(R&D) Healthcare Cost, Quality & Outcomes	DHHS,HRQ	* 93.226	VARIOUS	400,231	22,682
(R&D) Neuro-Immune Mechanisms	DHHS,NIH	* 93.233	1R01HL086508-01	237,985	
(R&D) Mental Health Research Grants	DHHS,NIH	* 93.242	VARIOUS	2,129,326	283,205
(R&D) Commercial Truck Driver Injury	DHHS,CDC	* 93.262	5R01OH009155-02	122,759	
(R&D) Drug Abuse Research Programs	DHHS,NIH	* 93.279	VARIOUS	2,531,274	260,036
(R&D) Investigations and Technical Asst.	DHHS,CDC	* 93.283	VARIOUS	538,502	238,137
(R&D) Technolog. Innovations to Improve Hlth	DHHS,NIH	* 93.286	VARIOUS	4,488,808	74,163
(R&D) Health And Lifestyle Results	DHHS,NIH	* 93.307	1R13MD003052-01	8,289	
(R&D) Extrusion Signaling	DHHS,NIH	* 93.310	1DP20D002056-01	422,011	
(R&D) Nursing Research	DHHS,NIH	* 93.361	VARIOUS	872,477	
(R&D) Research Infrastructure	DHHS,NIH	* 93.389	VARIOUS	5,683,272	148,094
(R&D) Cancer Cause and Prevention Res.	DHHS,NIH	* 93.393	VARIOUS	4,733,143	96,623
(R&D) Cancer Detection and Diagnosis	DHHS,NIH	* 93.394	VARIOUS	1,119,248	
(R&D) Cancer Treatment Research	DHHS,NIH	* 93.395	VARIOUS	3,530,596	664,450
(R&D) Cancer Biology Research	DHHS,NIH	* 93.396	VARIOUS	1,226,219	
(R&D) Cancer Centers Support Grants	DHHS,NIH	* 93.397	5P30CA042014-20	130,095	
(R&D) Cancer Control	DHHS,NIH	* 93.399	VARIOUS	756,505	289,406
ARRA-(R&D) WNTS In Hypothalamus	DHHS,NIH	* 93.701	1R21NS055138-01A2	661	
ARRA-(R&D) Forming And Patterning	DHHS,NIH	* 93.701	3R01DC004185-10	1,115	
ARRA-(R&D) SUP Ear Development Genes	DHHS,NIH	* 93.701	3R01DC002043-14S1	1,724	
ARRA-(R&D) Retrovirus Stiffness SW	DHHS,NIH	* 93.701	1R21AI076735-01	2,200	
ARRA-(R&D) Summer Supplement	DHHS,NIH	* 93.701	3R01MH053631-14S1	4,648	
(R&D) Cancer Disparities Recruitment	DHHS,CMS	* 93.779	1AOCMS300067-01	852,719	491,469
(R&D) Heart and Vascular Diseases Res.	DHHS,NIH	* 93.837	VARIOUS	8,750,477	563,369
(R&D) Lung Diseases Research	DHHS,NIH	* 93.838	VARIOUS	1,853,946	108,159
(R&D) Blood Diseases and Resources	DHHS,NIH	* 93.839	VARIOUS	1,787,592	
(R&D) Arthritis, Musculoskeletal and Skin Diseases Research	DHHS,NIH	* 93.846	VARIOUS	1,963,161	183,848
(R&D) Diabetes, Endocrinology & Metabolism	DHHS,NIH	* 93.847	VARIOUS	6,448,383	493,523
(R&D) Digestive Diseases and Nutrition	DHHS,NIH	* 93.848	VARIOUS	604,426	21,930
(R&D) Kidney Diseases, Urology, Hematology	DHHS,NIH	* 93.849	VARIOUS	3,281,906	125,675
(R&D) Neurosciences and Neurological Dis.	DHHS,NIH	* 93.853	VARIOUS	6,398,558	433,380
(R&D) Allergy, Immunology, and Transplant	DHHS,NIH	* 93.855	VARIOUS	5,006,167	321,784
(R&D) Microbiology and Infectious Diseases	DHHS,NIH	* 93.856	VARIOUS	(88)	
(R&D) Biomedical and Research Training	DHHS,NIH	* 93.859	VARIOUS	23,227,407	3,235,131
(R&D) Physical Activity And PFD	DHHS,NIH	* 93.865	5R01HD057895-02	252,037	
(R&D) Child Health and Human Development	DHHS,NIH	* 93.866	VARIOUS	8,968,868	1,663,688
(R&D) Aging Research	DHHS,NIH	* 93.866	VARIOUS	2,471,628	199,778
(R&D) Vision Research	DHHS,NIH	* 93.867	VARIOUS	5,808,565	12,187
(R&D) Medical Library Assistance	DHHS,NIH	* 93.879	VARIOUS	258,478	
(R&D) Creighton Model NFP Use	DHHS,OPA	* 93.974	1FPRPA006035-01-00	150,647	
(R&D) International Research	DHHS,NIH	* 93.989	VARIOUS	371,564	4,058
(R&D) Department of Agriculture	USDA	* N/A	VARIOUS	243,288	
(R&D) Department of Commerce	DOC	* N/A	VARIOUS	290,150	
(R&D) Lightweight Formal Methods	DOD	* N/A	HR00110810013	64,415	
(R&D) Department of Defense	DOD	* N/A	VARIOUS	2,439,479	610,384
(R&D) Department of Interior	DOI	* N/A	VARIOUS	126,257	
(R&D) Department of Transportation	DOT	* N/A	VARIOUS	191,060	
(R&D) Nat'l. Aeronautics & Space Admin.	NASA	* N/A	VARIOUS	1,417,680	32,141
(R&D) National Science Foundation	NSF	* N/A	VARIOUS	1,838,299	2,208
(R&D) Smithsonian Institution	SI	* N/A	VARIOUS	84,620	
(R&D) Department of Veterans Affairs	VA	* N/A	VARIOUS	647,723	
(R&D) Utah Mercury Monitoring	EPA	* N/A	EP09H000360	26,011	
(R&D) Department of Energy	Dept. of Energy	* N/A	VARIOUS	7,537,977	427,934
(R&D) Counting and Recounting Procedures	EAC	* N/A	E4019683EAC0552	20,452	
(R&D) Restenosis And Nano-Texturing	DHHS	* N/A	1R15HL089926-01	6,745	

* Major Programs, see Note 2.A.

The accompanying notes are an integral part of the Schedule of Expenditures of Federal Awards

State of Utah
Schedule of Expenditures of Federal Awards by State Agency
For the Year Ended June 30, 2009

Grant Name	Federal Granting Agency	Federal Catalog#	Federal Award/Contract #	Expenditures	Pass- Through
(R&D) Role of Ceramide In Obesity	DHHS	* N/A	1R15HL091493-01	89,677	
(R&D) Department of Health & Human Svcs.	DHHS	* N/A	VARIOUS	12,712,187	1,100,505
Non-Research Grants					
Joint Fire Science Program	USDA,FS	10.652	06CA11046000612JSFP063131	30,940	
Public Telecommunications Facilities Planning	DOC,NTIA	11.550	VARIOUS	244,648	
Int'l Workshop-Aq. Solutions	DOD,DON,OCNF	12.300	N000140810555	15,000	
Archaeological Research Design	DOI,BLM	15.224	BCA072004001	7,462	
CESU	DOI,GS	15.808	06HQAG0157	40,736	
UMNH Assistance	DOI,NPS	15.929	Y1244040007	7,147,423	
Low Income Taxpayer Clinic	Treasury/IRS	21.008	VARIOUS	63,169	
National Endowment For The Art	NFAH,NEA	45.024	VARIOUS	77,092	
Conservation Program	NFAH,IMLS	45.303	IC0405016705	11,048	
Water Wise Utah	NFAH,IMLS	45.312	LG4006019806	62,841	
Engineering Grants	NSF	47.041	VARIOUS	130,324	
Mathematical and Physical Sciences	NSF	47.049	VARIOUS	388,024	
Computer and Information Science and Eng.	NSF	47.070	VARIOUS	70,869	
Biological Sciences	NSF	47.074	VARIOUS	18,062	
Social, Behavioral, and Economic Sciences	NSF	47.075	VARIOUS	12,290	
Education and Human Resources	NSF	47.076	VARIOUS	1,260,164	
(SFA) Supp. Educ. Opportunity Grants	ED,SFAP	* 84.007	P007A084217	553,726	
NRC Fellowships Program	ED,PE	84.015	VARIOUS	419,040	
(SFA) College Work-Study Program	ED,SFAP	* 84.033	P033A084217	1,059,925	
(SFA) Perkins Loan Program	ED,SFAP	* 84.038	P038A084217	272,658	
(TRIO) Student Support Services	ED,PE	* 84.042	P042A050797	347,628	
(TRIO) Upward Bound	ED,PE	* 84.047	P047A070615	407,333	
(SFA) Pell Grant Program	ED,SFAP	* 84.063	VARIOUS	13,798,792	
Indian Ed Special Programs for Indian Children	ED,ESA	84.299	VARIOUS	210,590	
Spec. Ed-Personnel Children w Disabilities	ED,SERS	84.325	VARIOUS	1,063,694	39,386
Child Care Access Means Parents in School	ED,PE	84.335	P335A050094	96,115	
(SFA) Academic Competitiveness Grant	ED,PE	* 84.375	P375A072349/082349	231,279	
(SFA) National SMART Grant	ED,SFAP	* 84.376	P376S072349/082349	624,640	
Influenza and Absenteeism	DHHS,CDC	93.061	5K01CI000577	152,095	
Utah Wins Assist 2010	DHHS,OS	93.088	5ASTWH070006	557,143	247,211
Utah Model AHEC Program	DHHS,HRSA	93.107	6U77HP06110	252,114	200,245
Maternal and Child Health Consolidated	DHHS,HRSA	93.110	VARIOUS	718,750	391,113
Emergency Medical Services for Children	DHHS,HRSA	93.127	VARIOUS	2,696,377	
Deafness and Communication Disorders	DHHS,NIH	93.173	VARIOUS	188,552	
Nursing Workforce Diversity	DHHS,HRSA	93.178	5D19HP02625-03-00	10,297	
Antibiotic Use Nursing Home	DHHS,HRQ	93.226	5K08HS014017-05	40,923	
Regulation Of Synaptic Transmission	DHHS,NIH	93.242	5K99MH082109-02	69,477	
Projects of Regional & Natl. Significance	DHHS,SAMHSA	93.243	VARIOUS	487,236	
Advanced Educational Nursing	DHHS,HRSA	93.247	VARIOUS	683,790	
Poison Control	DHHS,HRSA	93.253	VARIOUS	263,896	
Occupational Safety and Health Program	DHHS,CDC	93.262	VARIOUS	1,437,936	18,672
Enhanced RN Credentials	DHHS,HRSA	93.265	5D62HP01910	174,365	
Drug Free Communities	DHHS,SAMHSA	93.276	5H79SP012437-05	38,053	
Drug Abuse and Addiction Research Programs	DHHS,NIH	93.279	VARIOUS	530,464	
Promoting Health	DHHS,NIH	93.281	7K08MH072381-05	117,674	
Technological Innovations to Improve Health	DHHS,NIH	93.286	VARIOUS	176,594	
Nursing Traineeship	DHHS,HRSA	93.358	2A10HP00083-09-00	105,188	
National Institute of Nursing Research	DHHS,NIH	93.361	VARIOUS	38,246	
National Center for Research Resources	DHHS,NIH	93.389	VARIOUS	829,255	
Cancer Research Manpower	DHHS,NIH	93.398	VARIOUS	876,833	
Child Welfare	DHHS,ACF	93.648	VARIOUS	897,777	539,081
Heart and Vascular Diseases Research	DHHS,NIH	93.837	VARIOUS	558,228	
Lung Disease	DHHS,NIH	93.838	VARIOUS	211,404	
Genetic Variation in T-Cell	DHHS,NIH	93.846	5K23AR050177-05	76,246	
National Research Service Awards	DHHS,NIH	93.847	VARIOUS	63,717	
IBD Susceptibility	DHHS	93.848	5K23DK069513-04	152,147	
Kidney Diseases, Urology and Hematology	DHHS	93.849	VARIOUS	671,591	

* Major Programs, see Note 2.A.

The accompanying notes are an integral part of the Schedule of Expenditures of Federal Awards

State of Utah
Schedule of Expenditures of Federal Awards by State Agency
For the Year Ended June 30, 2009

Grant Name	Federal Granting Agency	Federal Catalog#	Federal Award/Contract #	Expenditures	Pass- Through
Neurosciences and Neurological Disorders	DHHS,NIH	93.853	VARIOUS	554,555	
Allergy, Immunology and Transplantation	DHHS,NIH	93.855	VARIOUS	387,156	
Traumatic Brain Injury	DHHS,NIH	93.856	5K23HD041040-06	22,607	
Biomedical Research and Training	DHHS,NIH	93.859	VARIOUS	653,307	5,932
Child Health and Human Development	DHHS,NIH	93.865	VARIOUS	2,505,262	750,633
Aging Research	DHHS,NIH	93.866	VARIOUS	81,624	
NRSA Jennifer Ichida	DHHS,NIH	93.867	5F32EY015609-03	26,252	
Medical Library Assistance	DHHS,NIH	93.879	VARIOUS	1,108,725	27,278
Primary Care Training	DHHS,HRSA	93.884	VARIOUS	138,563	
Early Intervention HIV Disease	DHHS,HRSA	93.918	VARIOUS	1,254,099	
Adolescent Family Life Demonstration Projects	DHHS,PA	93.995	5APHPA006020	344,234	
Department of Agriculture	USDA	N/A	VARIOUS	152,789	
Department of Commerce	DOC	N/A	VARIOUS	338,043	
Department of Defense	DOD	N/A	VARIOUS	288,311	74,355
Dept. of Housing and Urban Development	HUD	N/A	VARIOUS	297,952	
Department of the Interior	DOI	N/A	VARIOUS	1,068,107	
Clinical Faculty Model	DOL	N/A	HG147590560	245	
Department of State	Dept. of State	N/A	VARIOUS	3,225,745	
Department of Transportation	DOT	N/A	VARIOUS	1,558,655	474,402
VITA Grant 2009	Treasury/IRS	N/A	09VITA0125	3,533	
National Aeronautics and Space Admin.	NASA	N/A	VARIOUS	861,529	490,244
Institute of Museum and Library Services	NFAH,IMLS	N/A	VARIOUS	136,151	
National Endowment For The Humanities	NFAH	N/A	VARIOUS	223,075	
National Science Foundation	NSF	N/A	VARIOUS	107,094	
Department of Veterans Affairs	VA	N/A	VARIOUS	1,103,446	
Sandia Engineering	Dept. of Energy	N/A	710465	19,807	
SEPA Conference	DHHS	N/A	1R13RR024901-01	(6,763)	
Department of Health and Human Services	DHHS	N/A	VARIOUS	4,616,054	1,903,424
Pass-Through From Non-State Entities					
Research Grants					
(R&D) Lake Tahoe Deposition Study —					
University of California Davis	USDA,FS	* 10.652	0700033901UU	4,175	
(R&D) Mountain Snow Cover —					
University of California Santa	DOD,DON,OCNF	* 12.300	KK8110	3,063	
(R&D) Military Medical R & D —					
Indiana University	DOD,AMedicalC	* 12.420	W81XWH0810071	22,432	
University of Alabama at Birmingham	DOD,AMedicalC	* 12.420	VARIOUS	69,542	
University Of Texas At Houston	DOD,AMedicalC	* 12.420	5DAMD170310222	(4,895)	
(R&D) Basic Scientific Reserach —					
University of California Davis	DOD,AMaterialC	* 12.431	0700159	54,794	
University of Pittsburgh	DOD,AMaterialC	* 12.431	4030864	83,419	
(R&D) Research and Technology Develop —					
Case Western Reserve University	DOD,ARPA	* 12.910	RES503663	64,596	
Idaho State University	DOD,ARPA	* 12.910	06348A	(168)	
(R&D) USGS Research and Data Collection —					
University of Arizona	DOI,GS	* 15.808	Y503165	15,582	
Univ of California Berkeley	DOI,GS	* 15.808	SA481010598PG	23,854	
(R&D) Car-Less Evacuation Planning —					
University Of New Orleans	DOT,FTA	* 20.514	06458S6	17,200	
(R&D) Technology Transfer —					
Boise State University	NASA	* 43.002	693G106247	13,793	
University of California Santa	NASA	* 43.002	KK8109	54,046	
(R&D) Engineering Grants —					
University of Michigan	NSF	* 47.041	F014268	62,420	
University of Texas at El Paso	NSF	* 47.041	26100720	14,193	
(R&D) Mathematical & Physical Sciences —					
University of Colorado at Denver	NSF	* 47.049	1536145	46,619	
University of Tennessee	NSF	* 47.049	0R464900103	37,329	
Wayne State University	NSF	* 47.049	WSU07080	17,838	

* Major Programs, see Note 2.A.

The accompanying notes are an integral part of the Schedule of Expenditures of Federal Awards

State of Utah
Schedule of Expenditures of Federal Awards by State Agency
For the Year Ended June 30, 2009

Grant Name	Federal Granting Agency	Federal Catalog#	Federal Award/Contract #	Expenditures	Pass- Through
(R&D) Geosciences —					
Colorado State University	NSF	* 47.050	G30456	64,796	
Oregon Health and Science University	NSF	* 47.050	GSTCN001A7UTAH	99,109	
Oregon State University	NSF	* 47.050	VARIOUS	333,811	
(R&D) Biological Sciences —					
University of Arizona	NSF	* 47.074	Y432674	130,123	
University of Kansas	NSF	* 47.074	VARIOUS	43,156	
University of Missouri Columbia	NSF	* 47.074	C000061002	165,189	
(R&D) Polar Programs —					
Ohio State University Res. Found.	NSF	* 47.078	GRT0000346460006275	19,744	
University of Nebraska Lincoln	NSF	* 47.078	VARIOUS	2,051	
(R&D) Maikop Series, Azerbaijan —					
US Civilian Research & Develop	NSF	* 47.079	AZG22881BA07	4,209	
(R&D) SCERP —					
Arizona State University	EPA,OAR	* 66.034	05593	86,426	
(R&D) Receiving Water Protection —					
Colorado State University	EPA,ORD	* 66.511	G59004	53,556	
(R&D) Fine Coal Filtration —					
Virginia Polytech Inst.	Dept. of Energy	* 81.003	CR19122D42923105NT42457	20,416	
(R&D) Spin Coherence —					
Ohio State University Research	Dept. of Energy	* 81.086	PORF01101905	8,103	
(R&D) Proton Conductors —					
Clemson University	Dept. of Energy	* 81.087	104975582192095335	78,686	
(R&D) Fossil Energy Research & Develop. —					
New Mexico Institute of Mining	Dept. of Energy	* 81.089	DSRP20	227,200	
New Mexico Tech	Dept. of Energy	* 81.089	DSWT20	286,217	
University of Kentucky	Dept. of Energy	* 81.089	46900105504	84,300	
Virginia Polytech Inst.	Dept. of Energy	* 81.089	VARIOUS	52,049	
(R&D) Active Learning Exercises —					
Brigham Young University	ED,PE	* 84.116	050143	27,696	
(R&D) Family Genetics Education —					
March of Dimes Birth Defects Found	DHHS,HRSA	* 93.110	5U33MC001570600	62,005	
(R&D) Tobacco Exposure —					
Boston University	DHHS,NIH	* 93.113	32185	50,421	
(R&D) EMS for Children —					
Univ of Texas Southwestern Med	DHHS,HRSA	* 93.127	GM0801114	15,357	
Washington University	DHHS,HRSA	* 93.127	VARIOUS	252,819	
(R&D) Human Genome Research —					
Jackson Laboratory	DHHS,NIH	* 93.172	VARIOUS	98,495	
Johns Hopkins University	DHHS,NIH	* 93.172	P020000009987	(47)	
(R&D) Deafness & Communication Disorders —					
Mount Sinai School of Medicine	DHHS,NIH	* 93.173	025500714609	5,560	
National Center For Voice And	DHHS,NIH	* 93.173	657005SUBT	10,603	
Ohio State University Research	DHHS,NIH	* 93.173	60005617	37,625	
University of Wisconsin Madison	DHHS,NIH	* 93.173	L332290	78,887	
(R&D) Advanced Sleep Phase Syndrome —					
Univ of California San Francisco	DHHS,NIH	* 93.233	5291SC	63,483	
(R&D) Mental Health Research Grants —					
Boston University	DHHS,NIH	* 93.242	5P50MH07170202	159,628	
Univ of No Carolina at Chapelhill	DHHS,NIH	* 93.242	VARIOUS	90,853	
(R&D) Substance Abuse and Mental Health —					
University of Arkansas	DHHS,SAMHSA	* 93.243	31709	53,845	
University of Nevada Reno	DHHS,SAMHSA	* 93.243	UNR0863	5,854	
(R&D) Occupational Safety and Health —					
University of Missouri Rolla	DHHS,CDC	* 93.262	0009860200000947	103,836	
Univ. of Wisconsin Milwaukee	DHHS,CDC	* 93.262	K083640	155,998	
(R&D) Drug Abuse and Addiction —					
Barrow Neurological Institute	DHHS,NIH	* 93.279	1031216	109,654	
U of No Carolina Chapelhill	DHHS,NIH	* 93.279	551257	167,485	
University Of Colorado At Denver	DHHS,NIH	* 93.279	VARIOUS	(724)	

* Major Programs, see Note 2.A.

The accompanying notes are an integral part of the Schedule of Expenditures of Federal Awards

State of Utah
Schedule of Expenditures of Federal Awards by State Agency
For the Year Ended June 30, 2009

Grant Name	Federal Granting Agency	Federal Catalog#	Federal Award/Contract #	Expenditures	Pass- Through
(R&D) Newborn Screening For DMD — Resh Inst Nationwide Childrens Hospital	DHHS,CDC	* 93.283	VARIOUS	70,339	
(R&D) Technolog. innovations to Imporve Hlth — Brigham and Womens Hospital	DHHS,NIH	* 93.286	VARIOUS	347,585	
Cleveland Clinic Foundation	DHHS,NIH	* 93.286	P03819038	39,497	
U of No Carolina Chapelhill	DHHS,NIH	* 93.286	534590	881	
University of Louisville	DHHS,NIH	* 93.286	080263	100,216	
University of Michigan	DHHS,NIH	* 93.286	F014714	12,889	
University of Washington	DHHS,NIH	* 93.286	436139	(460)	
(R&D) National Center for Research Resourc. — Arizona State University	DHHS,NIH	* 93.389	08983	32,217	
Cornell University	DHHS,NIH	* 93.389	VARIOUS	82,994	
University of CA Los Angeles	DHHS,NIH	* 93.389	VARIOUS	28,355	
(R&D) Cancer Cause & Prevention Research — Fred Hutchinson Cancer Res Ctr	DHHS,NIH	* 93.393	VARIOUS	141,713	
Massachusetts General Hospital	DHHS,NIH	* 93.393	VARIOUS	220	
Mayo Clinic Rochester	DHHS,NIH	* 93.393	VARIOUS	121,240	
University of So California	DHHS,NIH	* 93.393	H37789	778	
Yale University	DHHS,NIH	* 93.393	DJP1082341	22,000	
(R&D) Cancer Detection and Diagnosis — Vanderbilt University	DHHS,NIH	* 93.394	VUMC33958	10,265	
Washington University St Louis	DHHS,NIH	* 93.394	WU0735P0N029571N	(230)	
(R&D) Cancer Treatement Research — Mount Sinai School of Medicine	DHHS,NIH	* 93.395	VARIOUS	482,242	
University of Arizona	DHHS,NIH	* 93.395	Y483301	71,277	
(R&D) Mouse Models Of Human Breast — Baylor College of Medicine	DHHS,NIH	* 93.396	VARIOUS	57,503	
(R&D) Cancer Control — Johns Hopkins Hospital	DHHS,NIH	* 93.399	VARIOUS	145,532	
University of Colorado at Denver	DHHS,NIH	* 93.399	N0FY04024007	2,318	
(R&D) Nociceptors in Persistent Pain — University of Pittsburgh	DHHS,ACF	* 93.583	1113521	49,302	
(R&D) Heart & Vascular Diseases Res. — Brigham & Womens Hospital	DHHS,NIH	* 93.837	VARIOUS	188,242	
Duke Clinical Research Institute	DHHS,NIH	* 93.837	135872	25,261	12,935
LDS Hospital	DHHS,NIH	* 93.837	AMENDMENT3	1,674	
University of California Davis	DHHS,NIH	* 93.837	SUB07001197	125,350	
University of CA at Los Angeles	DHHS,NIH	* 93.837	VARIOUS	171,445	
University of Medicine & Dentistry	DHHS,NIH	* 93.837	R01HL070137	54,719	
(R&D) Lung Diseases — Educational Development Center	DHHS,NIH	* 93.838	6352	293	
Oregon State University	DHHS,NIH	* 93.838	P0221AA	37,283	
University of California San Diego	DHHS,NIH	* 93.838	10294118N0NE	113,473	
University of Kentucky	DHHS,NIH	* 93.838	46925705547	20,603	
University of Pittsburgh	DHHS,NIH	* 93.838	00021211122451	6,392	
(R&D) Protocol #0501 — National Childhood Cancer Foundation	DHHS,CDC	* 93.839	RIDER0501	1,365	
(R&D) Blood Diseases and Resources — Dartmouth College	DHHS,NIH	* 93.839	5310095700	14,950	
University of Vermont	DHHS,NIH	* 93.839	20560	31,005	
(R&D) Arthritis, Musculoskeletal & Skin — Childrens Hospital Regional	DHHS,NIH	* 93.846	VARIOUS	56,614	
Hospital for Special Surgery	DHHS,NIH	* 93.846	VARIOUS	13,085	
University of Iowa	DHHS,NIH	* 93.846	1000560264	117,525	
University of Pittsbuigh	DHHS,NIH	* 93.846	1087141	17,879	
(R&D) Diabetes, Digestive, and Kidney — George Washington University	DHHS,NIH	* 93.847	223018CCLS20399F	64,657	
Oregon Health and Science Univ	DHHS,NIH	* 93.847	GPRC00739AU	185,588	
University of Arkansas	DHHS,NIH	* 93.847	ARIA1443302	72,382	
University of Minnesota	DHHS,NIH	* 93.847	Q6437111404	(53)	

* Major Programs, see Note 2.A.

The accompanying notes are an integral part of the Schedule of Expenditures of Federal Awards

State of Utah
Schedule of Expenditures of Federal Awards by State Agency
For the Year Ended June 30, 2009

Grant Name	Federal Granting Agency	Federal Catalog#	Federal Award/Contract #	Expenditures	Pass- Through
University Of Southern CA	DHHS,NIH	* 93.847	H39538	107,275	
University of Texas SW Med Ctr	DHHS,NIH	* 93.847	GM0701230	439,932	
Vanderbilt University	DHHS,NIH	* 93.847	VARIOUS	111,397	
(R&D) Kidney Diseases, Urology, Hematology —					
Cleveland Clinic Foundation	DHHS	* 93.849	VARIOUS	173,083	
No Shore Long Island Jewish	DHHS	* 93.849	500325	42	
Tufts University	DHHS	* 93.849	5U01DK05386908	107,879	56,429
(R&D) Neurosciences and Neurological —					
Childrens Hospital Philadelphia	DHHS,NIH	* 93.853	207320305	11,792	
Mount Sinai School of Medicine	DHHS,NIH	* 93.853	COMBIRX69244P0SM9154389	107,935	
Northwestern University	DHHS,NIH	* 93.853	1R01NS052369-01	87,191	
Rutgers University	DHHS,NIH	* 93.853	1943P0S597938	61,789	
Tourette Syndrome Association	DHHS,NIH	* 93.853	VARIOUS	80,533	
Univ of No Carolina at Chapelhill	DHHS,NIH	* 93.853	550577	91,649	
University Of California Davis	DHHS,NIH	* 93.853	SUB014087UU	51,603	
Univ of California Los Angeles	DHHS,NIH	* 93.853	VARIOUS	212,285	
University of Kentucky	DHHS,NIH	* 93.853	304696040006234	13,318	
University of Pittsburgh	DHHS,NIH	* 93.853	1084241	13,501	
University of Texas at San Antonio	DHHS,NIH	* 93.853	151417UU	26,178	
(R&D) Allergy, Immunology & Transplantation —					
Blood Center of SE Wisconsin	DHHS,NIH	* 93.855	VARIOUS	74,989	
Brigham and Womens Hospital	DHHS,NIH	* 93.855	A1063623CT0T05	4,328	
Echelon Biosciences Inc.	DHHS,NIH	* 93.855	R43AI07855401	81,766	
Keck Graduate Institute	DHHS,NIH	* 93.855	VARIOUS	43,071	
Lajolla Inst Allrgy & Immun	DHHS,NIH	* 93.855	P01A58105	164,684	
University at Albany SUNY	DHHS,NIH	* 93.855	AWARD43050PROJECT106	5,042	
(R&D) Microbiology & Infectious Disease —					
Colorado State University	DHHS,NIH	* 93.856	VARIOUS	574,485	
Duke University	DHHS,NIH	* 93.856	139508132600	308	
Idaho Technology Inc.	DHHS,NIH	* 93.856	VARIOUS	94,715	
Imquest Biosciences Inc	DHHS,NIH	* 93.856	77289U	392,526	
University of Massachusetts	DHHS,NIH	* 93.856	VARIOUS	72,864	
University of Washington	DHHS,NIH	* 93.856	176857	(6,306)	
University of California Santa	DHHS,NIH	* 93.856	KK5145	21,451	
(R&D) Biomedical Research —					
Idaho Technology Inc.	DHHS,NIH	* 93.859	VARIOUS	249,701	
Oregon Health and Science University	DHHS,NIH	* 93.859	VARIOUS	28,839	
University of California Davis	DHHS,NIH	* 93.859	06002896UT	76,919	
University of Wisconsin Madison	DHHS,NIH	* 93.859	P638772144MZ82	43,504	
(R&D) Child Health & Human Development —					
Brigham and Womens Hospital	DHHS,NIH	* 93.865	155501	19,645	
Childrens Mercy Hospital Kansas	DHHS,NIH	* 93.865	050007	2,502	
John Hopkins University	DHHS,NIH	* 93.865	2000107743	(3,354)	
Salk Institute For Biological	DHHS,NIH	* 93.865	815451	4,622	
Univ of No Carolina at Chapelhill	DHHS,NIH	* 93.865	VARIOUS	143,695	
University of Michigan	DHHS,NIH	* 93.865	VARIOUS	58,786	
(R&D) Child Health & Human Development —					
Brigham & Womens Hospital	DHHS,NIH	* 93.865	155501	35,808	
Children's Hospital Washington DC	DHHS,NIH	* 93.865	79280412	128,061	
(R&D) Aging Research —					
California Pacific Med. Ctr. Res.	DHHS,NIH	* 93.866	2803204S019	52,693	
N Cal Institute for Research & Education	DHHS,NIH	* 93.866	WEINER000854	65,814	
University of Medicine and Dentistry	DHHS,NIH	* 93.866	R01AG20132	15,109	
University Of Nebraska Medical	DHHS,NIH	* 93.866	1R34AG02868401A1	2,000	
University of Wisconsin Madison	DHHS,NIH	* 93.866	X279403	49,211	
(R&D) Vision Research —					
Johns Hopkins University	DHHS,NIH	* 93.867	2000011274	150,683	
University of Cincinnati	DHHS,NIH	* 93.867	C0EUS000101SAP1004774	106,967	
University of Minnesota	DHHS,NIH	* 93.867	S4856207101	162,567	36,512
University of Texas at Houston	DHHS,NIH	* 93.867	0004359	8,644	

* Major Programs, see Note 2.A.

The accompanying notes are an integral part of the Schedule of Expenditures of Federal Awards

State of Utah
Schedule of Expenditures of Federal Awards by State Agency
For the Year Ended June 30, 2009

Grant Name	Federal Granting Agency	Federal Catalog#	Federal Award/Contract #	Expenditures	Pass- Through
(R&D) Mollusc ICBG — Oregon Health & Science University	DHHS,NIH	* 93.989	GEBSN0062UTAH	53,431	
(R&D) California Scorp Study — Cal Poly Corporation	USDA	* N/A	0801249205	9,772	
(R&D) Department of Defense — Academy of Applied Science	DOD	* N/A	VARIOUS	25,000	
BAE Sytems	DOD	* N/A	BAE362408	71,702	
Battelle Science & Technology	DOD	* N/A	TCN07248	90,154	
Case Western Reserve University	DOD	* N/A	VARIOUS	28,289	
CH2M Hill Ltd	DOD	* N/A	926355	15,385	
Concurrent Technologies Corp	DOD	* N/A	080700265	47,610	
Electro-Biology Inc	DOD	* N/A	VARIOUS	53,960	
Hampton University	DOD	* N/A	VARIOUS	45,995	
Iavo Research And Scientific	DOD	* N/A	VARIOUS	104,239	
Johns Hopkins University	DOD	* N/A	VARIOUS	2,530,139	278,868
Lockheed Martin	DOD	* N/A	TT0719624	42,858	
Materials and Systems Research	DOD	* N/A	VARIOUS	32,108	
Ohio State University Research	DOD	* N/A	RF01058039	4,092	
Pennsylvania State University	DOD	* N/A	3226UUUSA0002	(364)	
Physical Optics Corp	DOD	* N/A	10005933	12,980	
Praxair Inc	DOD	* N/A	10001708	224,037	
Progeny Systems Corp	DOD	* N/A	PSC0116	10,848	
Reaction Engineering Intl	DOD	* N/A	81961	102,640	
Resodyn Corp	DOD	* N/A	W9132T08C0031	30,000	
Ripple LLC	DOD	* N/A	10003738	11,205	
Scientific Assessment Technology	DOD	* N/A	VARIOUS	121,396	
Silicon Graphics Federal Inc	DOD	* N/A	30035933	(532)	
Sparta Inc	DOD	* N/A	SPARTA092076	72,372	
Star Institute	DOD	* N/A	70061401	28,652	
TDA Research Inc	DOD	* N/A	UTAH0701	100,361	
The Geneva Foundation	DOD	* N/A	S2006USAMRMC04	371	
Universal Technology Corp	DOD	* N/A	VARIOUS	64,427	
University of Colorado At Boulder	DOD	* N/A	0000062895	20,426	
University of Kentucky	DOD	* N/A	UKRF304810387608160	176,877	
University of Pittsburgh	DOD	* N/A	0001689	173,841	
University of Texas At Brownsville	DOD	* N/A	UTB0502	410	
Useful Bias Inc	DOD	* N/A	10004069	(133)	
Wasatch Molecular Inc	DOD	* N/A	VARIOUS	30,625	
(R&D) Department of Interior — Center For Plant Conservation	DOI	* N/A	H2623032060	2,299	
(R&D) Department of State — Conrad	Dept. of State	* N/A	VARIOUS	383,784	
(R&D) Department of Transportation — Iowa State University	DOT	* N/A	4361719	263,336	
Kittelson & Associates Inc	DOT	* N/A	8904	74,629	
North Dakota State University	DOT	* N/A	DTRS99G0008	251,348	85,131
University of Arizona	DOT	* N/A	Y480589	19,973	
(R&D) Nat'l. Aeronautics & Space Admin — ATK Aerospace Composite Structure	NASA	* N/A	VARIOUS	58,446	
NASA Jet Propulsion Laboratory	NASA	* N/A	VARIOUS	611,808	123,635
Space Telescope Science Instit	NASA	* N/A	HSTG01054309A	3,779	
Unlv of California Santa Barabara	NASA	* N/A	KK9102	45,362	
Massachusetts Institute of Tech	NASA	* N/A	5710002402	29,933	
University of Georgia	NASA	* N/A	RR1751903504468	21,078	
University of California Santa	NASA	* N/A	KK5146	(143)	
(R&D) WICHI: Documentation, Description — Eastern Michigan University	NFAH	* N/A	VARIOUS	4,375	
(R&D) National Science Foundation — Adelphi University	NSF	* N/A	DUE0618543	9,367	
Association For Institutional Research	NSF	* N/A	RG08216	15,615	

* Major Programs, see Note 2.A.

The accompanying notes are an integral part of the Schedule of Expenditures of Federal Awards

State of Utah
Schedule of Expenditures of Federal Awards by State Agency
For the Year Ended June 30, 2009

Grant Name	Federal Granting Agency	Federal Catalog#	Federal Award/Contract #	Expenditures	Pass- Through
BBN Technologies Corporation	NSF	* N/A	950000949	60,982	
Newpath Research LLC	NSF	* N/A	VARIOUS	13,270	
Northern Illinois University	NSF	* N/A	800080521	22,171	
Optema Development Corp	NSF	* N/A	VARIOUS	54,379	
Unavco Inc	NSF	* N/A	045397505	2,352	
University Corp For Atmospheric	NSF	* N/A	S0657985	3,708	
University of Arizona	NSF	* N/A	EF0742800	27,002	
University of Colorado At Boulder	NSF	* N/A	0000067989	5,441	
University of Michigan	NSF	* N/A	F014268	14,751	
University of Rochester	NSF	* N/A	413638G	3,487	
Wasatch Microfluidics Inc	NSF	* N/A	10009636	10,166	
(R&D) SCERP —					
San Diego State University Foundation	EPA	* N/A	55573A7804	96,705	
(R&D) Department of Energy —					
American Iron and Steel Instit	Dept. of Energy	* N/A	TRP99530403C	374	
Automotive Composites Consortium	Dept. of Energy	* N/A	081954	68,907	
Battelle Science & Technology	Dept. of Energy	* N/A	14611 8272	30,976	
DOE Lawrence Livermore National	Dept. of Energy	* N/A	B524196	1,871,633	104,940
DOE Los Alamos National Lab	Dept. of Energy	* N/A	3198800105	(85)	
DOE National Renewable Energy	Dept. of Energy	* N/A	XXL54420509	17,744	12,784
DOE Pacific Northwest National	Dept. of Energy	* N/A	1066518938	1,000	
Materials and Systems Research	Dept. of Energy	* N/A	VARIOUS	80,555	
Research Partnership To Secure	Dept. of Energy	* N/A	VARIOUS	211,576	36,799
Research Triangle Institute	Dept. of Energy	* N/A	23400211955	59,140	
US Automotive Materials Partners	Dept. of Energy	* N/A	061470	281	
Washington Savannah River Comp	Dept. of Energy	* N/A	AC493990	96,703	
University Corp For Atmospheric	Dept. of Energy	* N/A	S0975515	1,723	
(R&D) Health and Human Services —					
Blood Center of SE Wisconsin	DHHS	* N/A	HHSN266200500032C	60,706	
Booz-Allen-Hamilton Inc	DHHS	* N/A	VARIOUS	10,357	
Brigham & Womens Hospital	DHHS	* N/A	VARIOUS	386,457	
Brigham Young University	DHHS	* N/A	040126	(136)	
California Pacific Medical Ctr	DHHS	* N/A	2803204S019	1,075	
Childrens Mercy Hospital Kansas	DHHS	* N/A	040012	6,306	
Childrens Oncology Group	DHHS	* N/A	VARIOUS	1,782	
Christopher Reeve Paralysis Fnd	DHHS	* N/A	U10CCU2203679	1,876	
Cleveland Clinic Foundation	DHHS	* N/A	082619320205	2,474	
Clever Systems Inc	DHHS	* N/A	PID2505066	10,084	
Contradyn Inc	DHHS	* N/A	VARIOUS	35,718	
Echelon Biosciences Inc	DHHS	* N/A	R43AI07855401AMENDMENT1	43,900	
Electro-Biology Inc	DHHS	* N/A	VARIOUS	44,714	
Idaho Technology Inc	DHHS	* N/A	VARIOUS	140,747	
Imquest Biosciences Inc	DHHS	* N/A	67047B	180,626	
Jackson Laboratory	DHHS	* N/A	VARIOUS	(99)	
Lajolla Institute For Allergy	DHHS	* N/A	P01AI58105-04	11,418	
LDS Hospital	DHHS	* N/A	HHSN26820042521C	16,099	
Louisiana St Univ Health Science	DHHS	* N/A	0990010	79,829	
Massachusetts General Hospital	DHHS	* N/A	N01PC5504940	140,613	
National Childhood Cancer Foundation	DHHS	* N/A	VARIOUS	379,563	
Navigen	DHHS	* N/A	VARIOUS	89,999	
New York Blood Center	DHHS	* N/A	11024535	11,653	
Philometron Inc	DHHS	* N/A	VARIOUS	2,884	
Queensland Institute of Medical Reseach	DHHS	* N/A	PID10001226	21,714	
Schrodinger Inc	DHHS	* N/A	10004720	83,615	
The Mclean Hospital Corporation	DHHS	* N/A	R01DA00944812	44,050	
Resh Inst Nationwide Childrens Hospital	DHHS	* N/A	1R21AI07946601	16,658	
Tourette Syndrome Association	DHHS	* N/A	PRIMEU01NS040024	3,581	
University of California Irvin	DHHS	* N/A	20061709	26,173	
University Of South Florida	DHHS	* N/A	VARIOUS	13,780	
University Of Southern CA	DHHS	* N/A	H37789	23,842	

* Major Programs, see Note 2.A.

The accompanying notes are an integral part of the Schedule of Expenditures of Federal Awards

State of Utah
Schedule of Expenditures of Federal Awards by State Agency
For the Year Ended June 30, 2009

Grant Name	Federal Granting Agency	Federal Catalog#	Federal Award/Contract #	Expenditures	Pass- Through
Vestan Inc	DHHS	* N/A	01AMEND1	243	
Wasatch Microfluidics Inc	DHHS	* N/A	10010414	84,143	
Washington University In St Louis	DHHS	* N/A	WU0814P0N02905170N	594,294	
University of Illinois at Chicago	DHHS	* N/A	494903E70071	17,501	
Non-Research Grants					
Western Waters Digital Library —					
Colorado State University	NFAH,NEH	45.149	G10101	915	
American Indian Teacher Training —					
Ute Indian Tribe	ED,ESE	84.116	VARIOUS	17,609	
New Jersey Caring Schools Incl. —					
Rutgers University	ED,ERI	84.215	VARIOUS	99,771	
Gear Up —					
Granite School District	ED,PE	* 84.334	04009	14,720	
Maternal and Child Health Consolidated —					
Texas Health Institute	DHHS,HRSA	93.110	VARIOUS	48,878	
University of Colorado at Denver	DHHS,HRSA	93.110	VARIOUS	45,870	
University of Oklahoma	DHHS,HRSA	93.110	VARIOUS	17,490	
Emergency Medical Services for Children —					
Childrens Hospital Philadelphia	DHHS,HRSA	93.127	3207680103	7,423	
Univ of Texas Southwestern Med	DHHS,HRSA	93.127	GMO801114	21,916	
Washington University St Louis	DHHS,HRSA	93.127	WU07156	5,770	
AIDS Education and Training—					
University of Colorado at Denver	DHHS,HRSA	93.145	VARIOUS	159,523	
Rys Drug Alcohol Prog —					
Raindancer Youth Services Inc	DHHS,SAMHSA	93.243	PID2211058	(74,992)	
Clark-Nexus-Subcontract-12'07 —					
Oregon Health & Science University	DHHS,HRSA	93.247	AS0N00260U0U	11,304	
Integrated Continuity Of Care —					
National Development & Research	DHHS,NIH	93.279	117D	1,655	
Investigations and Technical Assistance —					
Association Of American Medical	DHHS,CDC	93.283	VARIOUS	105,070	24,987
University of Colorado at Denver	DHHS,CDC	93.283	VARIOUS	79,540	
Cancer Treatment —					
John Wayne Cancer Institute	DHHS,NIH	93.395	CA29605	24,495	
National Childhood Cancer Foundation	DHHS,NIH	93.395	16639	684	
Natl Surgical Adjuvant Breast & Bowel Proj.	DHHS,NIH	93.395	VARIOUS	58,681	
Pennsylvania State University	DHHS,NIH	93.395	G0G2746929	10,012	
Cancer Control —					
Natl Surgical Adjuvant Breast & Bowel Proj.	DHHS,NIH	93.399	PFED23AUTA01	22,122	
Southwest Oncology Group	DHHS,NIH	93.399	CA37429SW0GS0437	1,820	
Heart and Vascular Disease —					
National Marrow Donor Program	DHHS,NIH	93.837	00012430	4,654	
University of Miami	DHHS,NIH	93.837	66263A	2,931	
New England Research Inc	DHHS,NIH	93.837	HL68270	1,162	
Acute Lung Injury Scorr —					
University Of Michigan	DHHS,NIH	93.838	3000874570	8,528	
Autoimmunity In Puberty —					
University Of Oklahoma	DHHS,NIH	93.846	20042161CACCTC30348	980	
Extramural Nuerosciences Disorders—					
Childrens Hospital Medical Center	DHHS,NIH	93.853	VARIOUS	(12,991)	
Cincinnati Childrens Hospital	DHHS,NIH	93.853	PRELIM	15,796	
Mayo Clinic Jacksonville	DHHS,NIH	93.853	SWISS	1,898	
Yale University School of Medicine	DHHS,NIH	93.853	VARIOUS	52,576	
Massachusetts General Hospital	DHHS,NIH	93.853	5U01NS04944003	8,221	
Ace —					
Feinstein Institute For Medical	DHHS,NIH	93.855	ARA0508C16	1,945	
Biomedical Research and Research Training —					
Applied Medical Visualizations	DHHS,NIH	93.859	VARIOUS	70,646	
Child Health and Human Development —					
Children's Hospital Washington DC	DHHS,NIH	93.865	83980803	11,906	

* Major Programs, see Note 2.A.

The accompanying notes are an integral part of the Schedule of Expenditures of Federal Awards

State of Utah
Schedule of Expenditures of Federal Awards by State Agency
For the Year Ended June 30, 2009

Grant Name	Federal Granting Agency	Federal Catalog#	Federal Award/Contract #	Expenditures	Pass- Through
Home-Based Assessment —					
University of California San Diego	DHHS,NIH	93.866	ADC030	24,929	
FECD Genetics Study —					
Case Western Reserve University	DHHS,NIH	93.867	RES502095	502	
Interim Group Services —					
Florida Dept Of Children & Family	DHHS,SAMHSA	* 93.959	LD822	4,138	
Salt Lake County Substance Abuse	DHHS,SAMHSA	* 93.959	AL08509C	328,706	
Department of Defense —					
Aerospace Testing Alliance	DOD	N/A	ATA0748	7,258	
CH2M Hill Ltd	DOD	N/A	924604	26,749	
Institute of International Education	DOD	N/A	U634003W9137B070064UTAH	243,413	
Intl Research & Exchanges Board	DOD	N/A	VARIOUS	19,064	
Kennametal Inc	DOD	N/A	PID2509022	100,914	
L-3 Communications	DOD	N/A	N0042105C0009	9,818	
Materials Sciences Corporation	DOD	N/A	3097AB5108102	20,972	
National Marrow Donor Program	DOD	N/A	577RITN	10,973	
Sarcoma Alliance For Rsch Through Collab.	DOD	N/A	SARCOMPNST	2,009	
Southern Methodist University	DOD	N/A	G000686	8,856	
Seeds Of Success —					
Center for Plant Conservation	DOI	N/A	PS2108075	26,497	
Fellowships and Scholarships—					
Council Of American Overseas Rsrch	Dept. of State	N/A	LP200929	188,079	
International Research & Exchanges Board	Dept. of State	N/A	VARIOUS	38,908	
Natl Foundation on the Arts and Humanities —					
Utah Humanities Council	NFAH	N/A	VARIOUS	7,922	
National Science Foundation —					
Ionic Systems	NSF	N/A	0752	3,454	
Ottawa Health Research Institu	NSF	N/A	524ECVD9101004	8,607	
Fellowships —					
Vietnam Education Foundation	VA	N/A	VARIOUS	25,950	
Sandia Grad Student Proj Pigg —					
Sandia National Laboratories	Dept. of Energy	N/A	751823	1,365	
Department of Education —					
Association for Institutional	ED	N/A	VARIOUS	15,962	
Department of Health and Human Svcs —					
Amer Psychiatric Inst For Resh	DHHS	N/A	VARIOUS	38,206	
American College of Radiology	DHHS	N/A	VARIOUS	156,347	
American College of Surgeons Oncolog	DHHS	N/A	SITE449	160	
American College of Surgeons	DHHS	N/A	ACSCONTRACT1	54,313	
American Medical Student Assoc	DHHS	N/A	PID2312059	7,641	
American Society of Clinical P	DHHS	N/A	U47CCU524902	22,245	
Applied Medical Visualizations	DHHS	N/A	10001458	33,687	
Benaroya Research Institute	DHHS	N/A	3215.05	16,312	
Childrens Hospital of Los Angeles	DHHS	N/A	TACL	27,283	
Childrens Hospital Philadelphia	DHHS	N/A	206620304	6,485	
Duke Clinical Research Institute	DHHS	N/A	NICHD200518	62,959	
Emergency Med Svcs Child Natl Resc	DHHS	N/A	PID2310091	4,870	
Emmes Corp	DHHS	N/A	HHSN260200500007C	49,170	
George Washington University	DHHS	N/A	TRIALNETSITE502	77,089	
Gynecologic Oncology Group	DHHS	N/A	VARIOUS	1,468	
Institute for Genomic Research	DHHS	N/A	VARIOUS	138	
Intl Society of Travel Medicine	DHHS	N/A	PID2312124	3,413	
Mayo Clinic Rochester	DHHS	N/A	VARIOUS	(3,055)	
Mount Sinai School of Medicine	DHHS	N/A	R01HL07198801A1	46	
Navajo Nation Division Of Health	DHHS	N/A	07542	99,607	
New England Research Inc	DHHS	N/A	VARIOUS	175,817	
Philotek	DHHS	N/A	10008595	90,411	
Saint Louis University	DHHS	N/A	208141039	3,999	
Southwest Oncology Group	DHHS	N/A	F018920	199,980	
University of Alabama At Birmingham	DHHS	N/A	060059	20,465	

* Major Programs, see Note 2.A.

The accompanying notes are an integral part of the Schedule of Expenditures of Federal Awards

State of Utah
Schedule of Expenditures of Federal Awards by State Agency
For the Year Ended June 30, 2009

Grant Name	Federal Granting Agency	Federal Catalog#	Federal Award/Contract #	Expenditures	Pass- Through
University of California Los Angeles	DHHS	N/A	5415SJB349	49,251	
University of Cincinnati Medical	DHHS	N/A	CEL420	22,626	
University of Pittsburgh	DHHS	N/A	9000613PROJECT1132911	2,914	
Visualshare	DHHS	N/A	20082009	39,498	
Subtotal - University of Utah				255,179,118	20,974,065

UTAH STATE UNIVERSITY

Research Grants

(R&D)(SE) Special Education Grants to States	ED,SERS	* 84.027	VARIOUS	1,253	
(R&D)(SFA) College Work-Study Program	ED,SFAP	* 84.033	P033A084218	57,192	
(R&D) Ed Research, Develop & Dissemination	ED,IES	* 84.305	VARIOUS	91,262	1,523
(R&D) Special Ed--Personnel Preparation	ED,SERS	* 84.325	VARIOUS	(2,464)	
(R&D) Special Ed--Tech & Media Services	ED,SERS	* 84.327	H327A070057 (070248)	170,397	
(R&D) Special Ed--Tech & Media Services	ED,SERS	* 84.327	H327A080026 (080592)	278,832	
ARRA-(R&D) Alcohol Research Programs	DHHS,NIH	* 93.273	3R01AA016786-02S1	3,219	
(R&D) Valles Caldera Trust	USDA	* N/A	VARIOUS	13,171	
(R&D) Research and Development	USDA	* N/A	VARIOUS	25,977	
(R&D) Research and Development	USDA	* N/A	2005-35205-15431(041703)	106,900	
(R&D) Cooperative State Research Svc.	USDA,NIFA	* N/A	2008-35320-18668 (070542)	110,258	
(R&D) Forest Service	USDA,FS	* N/A	07-CR-11062756-508(075113)	113,285	
(R&D) Cooperative State Research Svc.	USDA,NIFA	* N/A	F082000	115,946	
(R&D) Cooperative State Research Svc.	USDA,NIFA	* N/A	2007-35101-18309 (070397)	116,068	
(R&D) Research and Development	USDA	* N/A	58-3625-9-743	120,444	
(R&D) Cooperative State Research Svc.	USDA,NIFA	* N/A	2008-34530-19083 (080842)	121,535	
(R&D) Animal & Plant Health Inspection Svc	USDA,APHIS	* N/A	07-7449-0042(CA)(080851)	122,773	
(R&D) Cooperative State Research Svc.	USDA,NIFA	* N/A	2003-38640-13140 (035135)	128,346	
(R&D) Cooperative State Research Svc.	USDA,NIFA	* N/A	2008-34552-19042 (080832)	139,075	
(R&D) Cooperative State Research Svc.	USDA,NIFA	* N/A	2008-34371-19218 (080835)	147,013	
(R&D) Cooperative State Research Svc.	USDA,NIFA	* N/A	2006-34552-17561 (061775)	182,606	
(R&D) Animal & Plant Health Inspection Svc	USDA,APHIS	* N/A	VARIOUS	192,755	52,021
(R&D) Cooperative State Research Svc.	USDA,NIFA	* N/A	F092000	199,340	
(R&D) Cooperative State Research Svc.	USDA,NIFA	* N/A	F081100	225,246	
(R&D) Cooperative State Research Svc.	USDA,NIFA	* N/A	F071000	231,576	
(R&D) Cooperative State Research Svc.	USDA,NIFA	* N/A	2007-38640-18047 (080019)	244,552	
(R&D) Cooperative State Research Svc.	USDA,NIFA	* N/A	F081000	261,074	
(R&D) Research and Development	USDA	* N/A	Agreement 58-3625-4-121	297,127	
(R&D) National Resources Conservation Svc	USDA,NRCS	* N/A	VARIOUS	308,439	
(R&D) Animal & Plant Health Inspection Svc	USDA,APHIS	* N/A	08-7400-0470(CA)(080388)	321,249	
(R&D) Cooperative State Research Svc.	USDA,NIFA	* N/A	F071100	336,164	
(R&D) Cooperative State Research Svc.	USDA,NIFA	* N/A	2006-38640-16743 (061553)	444,462	
(R&D) Cooperative State Research Svc.	USDA,NIFA	* N/A	2008-34610-19175 (080830)	469,385	
(R&D) Agriculture Research Services	USDA,ARS	* N/A	VARIOUS	493,811	
(R&D) Forest Service	USDA,FS	* N/A	VARIOUS	525,262	4,515
(R&D) Cooperative State Research Svc.	USDA,NIFA	* N/A	F091100	580,056	
(R&D) Foreign Agriculture Service	USDA,FAS	* N/A	58-3148-6-198 (070241)	672,962	356,877
(R&D) Cooperative State Research Svc.	USDA,NIFA	* N/A	F091000	815,416	
(R&D) Cooperative State Research Svc.	USDA,NIFA	* N/A	2008-34526-19199 (080845)	914,277	
(R&D) Cooperative State Research Svc.	USDA,NIFA	* N/A	VARIOUS	2,939,552	1,986,917
(R&D) Missile Defense Agency	DOD	* N/A	HQ0006-00-D-0006 D.O. 6	(150,362)	
(R&D) Dryden Flight Research Center	DOD	* N/A	VARIOUS	9,903	
(R&D) Navy Research and Development	DOD	* N/A	VARIOUS	101,373	
(R&D) Navy Research and Development	DOD	* N/A	080288	113,598	
(R&D) Navy Research and Development	DOD	* N/A	090019	119,110	
(R&D) Army Research and Development	DOD	* N/A	VARIOUS	139,653	
(R&D) Department of Defense	DOD	* N/A	VARIOUS	140,481	53,781
(R&D) AF Research and Development	DOD	* N/A	FA9550-08-1-0018	143,645	
(R&D) Navy Research and Development	DOD	* N/A	080050	160,199	
(R&D) Naval Research Laboratory	DOD	* N/A	N00173-08-1-G019 (080816)	161,998	

* Major Programs, see Note 2.A.

The accompanying notes are an integral part of the Schedule of Expenditures of Federal Awards

SCHEDULE OF FINDINGS AND QUESTIONED COSTS

PART II. FINDINGS – FINANCIAL STATEMENTS AUDIT

GENERAL FINDINGS

09-07. **INADEQUATE INTERNAL CONTROLS OVER EXPENDITURE CUTOFF**

(Utah State Office of Education)

CFDA Number and Title: **Various**

Federal Award Number: **Various**

Questioned Costs: **N/A**

Pass-through Entity: **N/A**

NOTE: This finding is presented in detail in Finding No. 09-57 in Part III of this section.

09-08. **INADEQUATE CONTROLS OVER YEAR-END CUT OFF PROCEDURES**

(University of Utah)

Federal Agency: **N/A**

CFDA Number and Title: **N/A**

Federal Award Number: **N/A**

Questioned Costs: **N/A**

The University of Utah (University) does not have adequate internal control over procedures to properly cut off year-end expenditures and accrue related liabilities. In a sample of 41 disbursements made after June 30, 2009, 11 (26.8%) were for obligations incurred in fiscal year 2009 that were not properly recorded as liabilities at June 30, 2009. This error rate is an increase from error rates identified in previous audits of 17.7% in 2008 and 23.8% in 2007. In accordance with generally accepted accounting principles, costs incurred in one fiscal year but paid in a subsequent fiscal year should be recorded as expenses and liabilities in the year incurred.

In addition, University procedures require that disbursements made in August which exceed \$50,000 be brought to the attention of the Associate Director of Financial Accounting and Reporting (Associate Director) so that he can determine whether or not a liability should be recorded in the prior fiscal year. Seven of the 11 errors noted above were related to disbursements in August that exceeded \$50,000. However, accounts payable personnel did not notify the Associate Director, and as a result, expenses and liabilities at June 30, 2009 were understated. Improper recording of liabilities may result in material misstatements on the University's financial statements.

SCHEDULE OF FINDINGS AND QUESTIONED COSTS

PART II. FINDINGS – FINANCIAL STATEMENTS AUDIT

GENERAL FINDINGS

Recommendation:

We recommend that the University implement effective procedures and controls to properly cut off year-end expenditures and accrue related liabilities.

University's Response:

As the fiscal year end approached, meetings were held with General Accounting and Accounts Payable to discuss the prior year's finding and to reinforce expectations for the process described above. However, during those discussions, the implementation of the State's budget cuts was finalized resulting in the loss of one position in General Accounting and two positions in Accounts Payable. The impact in each area was felt in the following ways:

- Due to the budget cuts, a position was lost in General Accounting that had been responsible for debt and capital asset accounting. Capital assets represent 43% of total assets for the University of Utah and long term debt represents 10% of total assets. Accounts payable, on the other hand, represents 3% of total assets. With the position lost by the end of June, we had to reassign duties throughout General Accounting. As a result, each staff member was performing year end tasks they had not previously performed in addition to tasks they had performed in prior years. While it is encouraging that more findings did not result from these significant changes, it is not surprising that we were unable to successfully mitigate this finding from the prior year.*
- In Accounts Payable, we had held open two vacancies in anticipation of the cuts and had already begun to see the effects in terms of slower processing and less attention to detail. During the months of July and August, 61,572 documents were processed (either through manual data entry or through system feeds).*
- As an indirect effect, the position of assistant manager in Property Accounting had been vacant for several months. The individual previously in that position was attempting to not only perform year end processes related to equipment and depreciation, but also was attempting to fulfill their new role in compliance accounting.*
- Lastly, the mandatory reporting requirements for the American Recovery and Reinvestment Act (ARRA) funding required the diversion of staff resources in General Accounting (and other areas) from April through October in order to comply with that Act.*

Despite the above challenges, we intend to look proactively and prospectively to how we can identify and classify these large, year-end disbursements more efficiently and accurately –

SCHEDULE OF FINDINGS AND QUESTIONED COSTS
PART II. FINDINGS – FINANCIAL STATEMENTS AUDIT

GENERAL FINDINGS

and in a more timely fashion. Efforts will also be made to improve communication patterns and practices between Accounts Payable and General Accounting on this issue. Our goal is to not have this recommendation for the FY09-10 audit cycle. We will measure our efforts against this intent, with the understanding that we likely have another alternative in determining the amount of out-of-period payables. That is, we understand from discussions with the State auditors that they are amenable to an estimation process for payables. We will work with them to understand and possibly implement such a process if necessary, to meet our stated goal. We appreciate their willingness to consider alternatives that do not rely on manual efforts by already overburdened staff resources.

*Contact Person: Theresa L. Ashman, Controller, (801) 581-5077
Anticipated Correction Date: June 30, 2010*

SCHEDULE OF FINDINGS AND QUESTIONED COSTS

PART III. FINDINGS AND QUESTIONED COSTS – MAJOR FEDERAL PROGRAMS AUDIT

NATIONAL INSTITUTES OF HEALTH

09-52. **INADEQUATE CONTROLS OVER COMPLIANCE WITH GRANT AND CONTRACT KEY PERSONNEL REQUIREMENTS**
(University of Utah)

CFDA Number and Title: **various, Research & Development Cluster**

Federal Award Number: **various**

Questioned Costs: N/A

Pass-through Entity: N/A

We tested four research and development projects for compliance with key personnel requirements and noted that for one project, the Co-Principal Investigator was required to spend 10% of his time working on the project; however, none of his time was charged to the project. According to OMB Circular A-21 §J.10.b.(1)(a), "The distribution of salaries and wages, whether treated as direct or F&A costs, will be based on payrolls documented in accordance with the generally accepted practices of colleges and universities." University of Utah policy requires employees to certify their efforts using Personal Activity Reports which identify how the employee spent his/her time on various activities or projects. Failure to meet effort requirements or to document actual effort in accordance with University policy results in noncompliance with grant requirements.

Recommendation:

We recommend that the University strengthen its controls over compliance with grant and contract key personnel requirements to ensure that the required effort is met or that written permission is obtained from the awarding agency to reduce the required effort, and that the effort is documented in accordance with University policy.

University's Response:

The University sent out a reminder to Principal Investigators June 13, 2008 that they should ensure the appropriate level of effort of Key Personnel on projects or receive agency approval for reduction in effort. Also this fiscal year mandatory effort reporting classes for Personal Activity Reports were required for all individuals certifying effort. Mandatory effort classes included training on the regulations concerning key personnel effort. The University relies on the Principal Investigator and the departments to fulfill their requirements of the awards. In the specific case described in the finding, the individual principal investigator and his department have been reminded of their responsibilities related to Key Personnel requirements and compliance with effort reporting policies.

SCHEDULE OF FINDINGS AND QUESTIONED COSTS

PART III. FINDINGS AND QUESTIONED COSTS – MAJOR FEDERAL PROGRAMS AUDIT

NATIONAL INSTITUTES OF HEALTH

During the next fiscal year the University's Grant & Contract Effort Reporting Review Committee will reinforce the responsibility of the deans, department chairs and Principal Investigators as well as administrative staff to appropriately certify effort. We will continue to explore ways to improve communications with departments and principal investigators on this issue.

Contact Person: Barbara K. Nielsen, Associate Director of Compliance Accounting and Reporting, (801) 581-5989

Anticipated Completion Date: June 30, 2010

SUMMARY SCHEDULE OF PRIOR AUDIT FINDINGS FOR YEARS PRIOR TO THE YEAR ENDED JUNE 30, 2009

U.S. DEPARTMENT OF EDUCATION (continued)

Year	Finding	Status of Finding and Questioned Costs
2007	07-37	<p>Finding: <u>Inappropriate Reimbursement of Indirect Costs</u> (Snow College)</p> <p>Questioned Costs: \$7,108 Snow College recalculated the indirect costs over the award period and determined that they were correct. This was verified by the auditors. The U.S. Department of Education determination letter dated April 22, 2009, acknowledges the recalculation and no repayment was requested.</p> <p>Status: Partially implemented. Finding is no longer considered a significant deficiency.</p>
2007	07-39	<p>Finding: <u>Noncompliance with Cash Management Requirements and Payment of Unsupported Expenditure</u> (Uintah Basin Applied Technology College)</p> <p>Questioned Costs: \$14,390 The Uintah Basin Applied Technology College received full value for the costs disbursed and purchasing procedures are being followed to prevent this situation from happening again. The College has not been requested to repay these questioned costs.</p> <p>Status: Implemented – corrective action taken.</p>
2007	07-43	<p>Finding: <u>Inadequate Documentation</u> * (University of Utah)</p> <p>Questioned Costs: \$ 64 Subsequent alternative documentation was provided. The U.S. Department of Education determination letter dated April 22, 2009, accepted the University's actions and does not require repayment of the \$64 in questioned costs.</p> <p>Status: Implemented – corrective action taken.</p>

SUMMARY SCHEDULE OF PRIOR AUDIT FINDINGS **FOR YEARS PRIOR TO THE YEAR ENDED JUNE 30, 2009**

U.S. DEPARTMENT OF HEALTH AND HUMAN SERVICES

Year	Finding	Status of Finding and Questioned Costs
2007	07-56	<p>Finding: <u>Managed Care Noncompliance</u> (Utah Department of Health)</p> <p>Status: Partially implemented. Finding initially occurred in fiscal year 2004.</p> <p>Action: The Department of Health has completed a preliminary reconciliation of the non-risk contracts for State Fiscal Year 2008 as directed by CMS, who has reviewed this reconciliation. We are now reconciling payments from State Fiscal Year 2003 forward. We anticipate completing all reconciliations through State Fiscal Year 2009 by January 2010.</p> <p>Completion Date: January 2010</p> <p>Contact Person: Gail Rapp, Director, Bureau of Managed Health Care, Division of Health Care Financing, (801) 538-6342</p>
2007	07-63	<p>Finding: <u>Inadequate Internal Control Resulting in Excessive Amounts Billed to Granting Agencies</u> (University of Utah) *</p> <p>Questioned Costs: \$18,980 The last invoice is supported by actual expenses. The University of Utah does not consider this a questioned cost and the National Childhood Cancer Foundation has accepted the costs.</p> <p>Status: Implemented – corrective action taken.</p>
2007	07-66	<p>Finding: <u>Inadequate Controls over Advances to Subrecipients</u> (Utah Department of Workforce Services)</p> <p>Questioned Costs: \$ 5,000 The interest liability was calculated to be \$4,269.72 and was repaid to DHHS Division of Payment Management on July 17, 2009.</p> <p>(The auditor elected to not list this amount as a questioned cost; however, the federal cognizant has designated a questioned cost and recommend that interest be properly calculated and remitted in accordance with Federal requirements.)</p> <p>Status: Implemented – corrective action taken.</p>

SUMMARY SCHEDULE OF PRIOR AUDIT FINDINGS FOR YEARS PRIOR TO THE YEAR ENDED JUNE 30, 2009

GENERAL FINDINGS (continued)

Year	Finding	Status of Finding and Questioned Costs
2007	07-79	<p>Finding: <u>Cash Reserves in Excess of Federal Guidelines</u> *</p> <p>(University of Utah)</p> <p>Questioned Costs: \$ 8,887,953 (The auditor elected to not list this amount as questioned costs; however, the federal cognizant listed the excess cash reserves for self-insurance programs as questioned costs and recommended that procedures be followed so that the cash reserves are not in excess.)</p> <p>Status: Partially corrected.</p> <p>Action: The University has a signed agreement with DHHS/DCA, dated October 27, 2008, which allows the University until June 30, 2010, to bring the reserves in line with federal guidelines. Efforts are underway to analyze the reserves in light of a recently completed actuarial study.</p> <p>Completion Date: June 30, 2010</p> <p>Contact Person: Jeffrey West, Associate Vice President, (801) 581-7520</p>
2008	08-52	<p>Finding: <u>Inadequate Controls Over Statewide Payroll Expenditures</u></p> <p>(Utah Department of Administrative Services – Finance)</p> <p>Status: Partially implemented. Finding initially occurred in fiscal year 2007.</p> <p>Action: Utah Department of Administrative Services – Finance is currently implementing a new system control that will no longer allow automatic processing of payroll transactions. The new control requires a manager or supervisor, other than the time entry operator, to review and approve payroll entries prior to the transactions processing. This control is being phased in over the 2009 calendar year. Once this control is fully functional in all state agencies, the review of various summary payroll reports will be an optional control.</p> <p>Completion Date: December 2009</p> <p>Contact Person: Mark Austin, State Payroll Manager, (801) 538-3023</p>